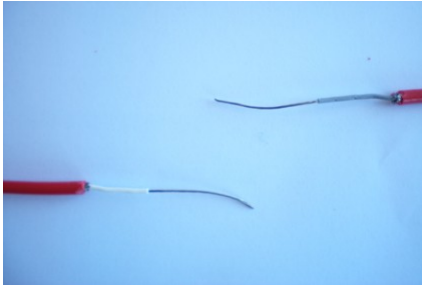



Here are 5 photos that show the repairing procedure for the red cables.




1. Two inches of the outer insulation and the screen are removed from each end. The wires and the inner insulation must not be damaged




2. Bare one inch of the inner insulation from each side.



3. Bare one piece of copper cable one inch from each side. (The blue cable on the photos)



4. Put them in a copper muff and clamp it.



5. Insulate with insulation tape.
6. Use heat shrinking tube for a last insulation. The best is to use a hot air gun. If a lighter or some other heating source is used be very careful.